

Foundation Programme
in Literacy, Numeracy and Skills
(FPLNS)

اردو

URDU

GRADE 8

Student's Workbook

Theme 5: Music and Entertainment
Performers and Emotions

MAHATMA GANDHI INSTITUTE
under the aegis of
MINISTRY OF EDUCATION AND HUMAN RESOURCE
Republic of Mauritius

2026



Table of content

Guide to Educators.....	ii
Activity 1: Listen and sing.....	1
Activity 2: Identify the names.....	2
Activity 3: Copy the words.....	4
Activity 4: Matching.....	5
Activity 5: Spell and practise.....	6
Activity 6: Fill in the blanks	7
Activity 7: Picture labelling.....	8
Activity 8: Identify the emotions.....	10
Activity 9: Guess the emotions.....	11
Activity 10: Read the sentences.....	12
Activity 11: Paste the photo.....	13
Activity 12: Rearrange the words.....	14
Activity 13: Choose an activity and perform it.....	15

Guide to Educators

Learning Outcomes

- Recognize words related to music and entertainment.
- Use appropriate adjectives to describe the emotions.
- Read words with the correct pronunciation.
- Appreciate diverse musical styles in the local context.
- Write simple sentences using appropriate words.
- Engage in creative expression through performances.

Activities

- Listen and sing.
- Identify the names.
- Copy the words.
- Matching.
- Spell and practise.
- Fill in the blanks.
- Picture labelling.
- Identify the emotions.
- Guess the emotions.
- Read the sentences.
- Paste the photo.
- Rearrange the words.
- Choose an activity and perform it.

Additional Resources

- Flashcards with images.
- Worksheets (matching, labelling, jumbled sentences).
- Song/audio.
- Simple musical instruments or props for role-play.

Other Proposed Activities

- Act it out.
- Emotions sorting game.
- Listen and identify - short sounds/clips.

Portfolio Assessment

- Skills-based assessments.

Activity 1: Listen and sing.

Listening Activity:

- The Educator reads the lyrics aloud.
- The students listen and repeat.

موسیقی ہے پیاری پیاری
دل کو لگتی ہے بہت بھاری

چڑیوں کی چہچہاہٹ سنو
پانی کی چھم چھم کو چنو

بانسری کی میٹھی تان
سارے دل کو دے پہچان

ڈھولک، طبلہ، سارنگی
سُروں میں ہے زندگی

گیت ہمیں ہنسنا سکھاتے
دُکھ میں بھی یہ ساتھ نبھاتے

موسیقی ہے قدرت کا تحفہ
ہر ساز میں چھپی ہے الفت کا حرفا

Activity 2: Identify the names.


Listening and Reading Activities:

- The Educator reads the list of words.
- The students identify them from the pictures.







ہارمونیم



گلوکار



اداکارہ



رقاصہ



موسیقار

Activity 3: Copy the words.

Reading and Writing Activities:

- The Educator asks the students to read the words.
- The students copy each word and read again.

گلوکار

.....

.....



اداکارہ

.....

.....



رقاصہ

.....

.....



موسیقار

.....

.....



Activity 4: Matching.

Listening and Reading Activities:

- The Educator reads the words aloud.
- The students repeat after the Educator and match the words with the corresponding pictures.

رقاصہ



گلوکار



موسیقار



اداكاره



Activity 5: Spell and practise.

Reading and Listening Activities:

- The Educator spells the alphabets and asks the students to repeat.
- The Educator pays attention to the pronunciation and corrects accordingly.
- The students spell and practise repeatedly.

ب + ا + ن + س + ر + ی = بانسری



پ + ی + ا + ن + و = پیانو



ا + د + ا + ک + ر + ہ = اداکارہ



ر + ق + ا + ص + ہ = رقاصہ



م + و + س + ی + ق + ا + ر = موسیقار



Activity 6: Fill in the blanks.

Writing and Reading Activities:

The students:

- choose the missing alphabets from the brackets and fill in the blanks.
- read the words.

بان (___) ری (س، ک، ش)




پی (___) نو (ا، م، ل)



ادا ک ا (___) ه (ر، ن، و)



قاصه (___) (ر، م، ب)





(___) وسیقار (م، گ، ن)




Activity 7: Picture labelling.

Reading Activity:

- The students cut the following words and paste them next to the appropriate pictures on page 9.





Activity 8: Identify the emotions.

Listening Activity:


- The Educator reads the different emotions corresponding to the pictures.
- The students listen and repeat several times.




اداس




خوش



رونا



غصه



ڈرنا

Activity 9: Guess the emotions.

Speaking Activity:

- The Educator shows an emoji and asks the students to guess the appropriate emotion orally.
- The students circle the correct emotion.
- Repeat the activity for all emojis.




(اداس, خوش, غصه)




(اداس, خوش, غصه)



(غصه, خوش, رونا)



(رونا, خوش, غصه)



(ڈرنا, رونا, اداس)

Activity 10: Read the sentences.

Reading Activity:

- The Educator reads the sentences aloud.
- The students repeat the sentences.
- The Educator pays attention to the pronunciation, intonation and fluency.
- The students read by themselves under the guidance of the Educator.

میں گلوکار ہوں۔

وہ اچھا اداکار ہے۔

ہم موسیقی سنتے ہیں۔

وہ اس گانے کو پسند کرتے ہیں۔

رقاص خوشی سے ناچ رہا ہے۔


Activity 11: Paste the photo.

Speaking Activity:

- The Educator guides the students to search a picture of their favourite Pakistani actor/actress or singer.
- The Educator guides the students to cut and paste the picture of his/her pakistani actor/actress or singer.

The Educator asks the following questions:

- ۱۔ اداکار / اداکارہ یا گلوکار / گلوکارہ کا نام کیا ہے؟
- ۲۔ وہ کہاں رہتے / رہتی ہیں؟
- ۳۔ وہ آپ کے پسندیدہ کیوں ہیں؟
- ۴۔ انہوں نے کس فلم میں کام کیا یا کون سا گانا گایا؟
- ۵۔ اپنا پسندیدہ گانا گا کر سنائیں !



Activity 12: Rearrange the words.

Reading and Writing Activities:

- The Educator asks the students to read the words.
- The students rearrange the words to form sentences orally.
- The students write the words in order and read aloud the sentences with the help of the Educator.

میں گلوکار ہوں ایک

.....

ہم ہیں سنتے موسیقی

.....

ہیں کرتے وہ پسند اس کو گانے

.....

ہے وہ اچھا اداکار

.....

ہے رقص رہا ناچ سے خوشی

.....

Activity 13: Choose an activity and perform it.

Speaking Activity:

- The Educator asks the students to choose one speaking activity from the list provided.
- Each student (or pair/group, depending on his/her class setup) will perform his/her chosen activity in front of the class or in smaller groups.
- The Educator encourages active listening and peer feedback.

- Sing a song in your language.
- Role-play a short skit in your language.
- Draw a poster of Music Day at school and speak about it.